Instrucciones de montaje

*Assembly instructions*

# PANTALONERO EXTRAIBLE



TUTROCITO

www.tutrocito.com

## Español

# ¡ADVERTENCIA!

**Para mayor estabilidad del mobiliario, aprieta de nuevo los tornillos dos semanas después del montaje y comprueba unas dos veces al año que permanecen bien apretados.**

**Por favor, ten en cuenta que trepar sobre los muebles puede ser peligroso y aumenta el riesgo de vuelco.**
En caso de necesitar alcanzar objetos elevados en muebles altos, te recomendamos utilizar una escalera segura o un taburete con una base sólida en lugar de trepar sobre los muebles.

**Si un mueble vuelca, puede provocar daños de aplastamiento graves o fatales. Para evitar que vuelque, y siempre que sea posible, usa dispositivos de fijación a la pared. Por favor, consulta la sección de despiece para comprobar si este producto incluye dichos dispositivos. Los diferentes materiales de las paredes requieren distintos tipos de tacos.**
No se incluyen tacos de pared. Utiliza tornillos y tacos adecuados para tus paredes. En caso de duda, busca asesoramiento profesional. Lee y sigue cxada paso de las instrucciones cuidadosamente.

## English

# WARNING!

**For greater stability of the furniture, tighten the screws again two weeks after assembly and check about twice a year that they remain tight.**

**Please note that climbing on furniture can be dangerous and increases the risk of tipping over.**
If you need to reach elevated objects on tall furniture, we recommend using a secure ladder or a stool with a solid base instead of climbing on the furniture.

**If a piece of furniture tips over, it can cause serious or fatal crushing injuries. To prevent tipping, and whenever possible, use wall fasteners devices. Please refer to the assembly instructions to see if this product includes such devices. Different wall materials require different types of anchors.**
Wall anchors are not included. Use appropriate screws and anchors for your walls. When in doubt, seek professional advice. Read and follow each step of the instructions carefully.





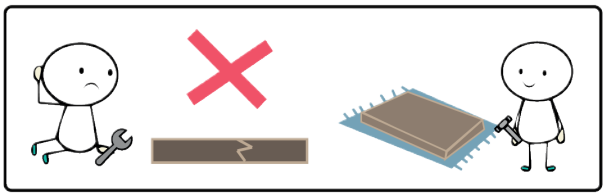



TUTROCITO

1

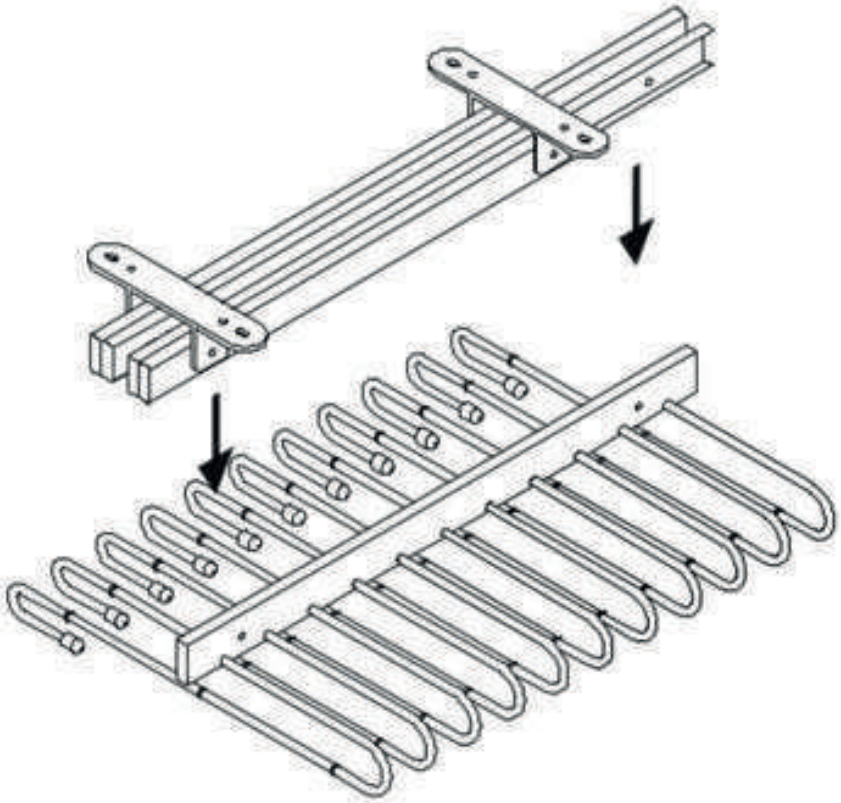

2

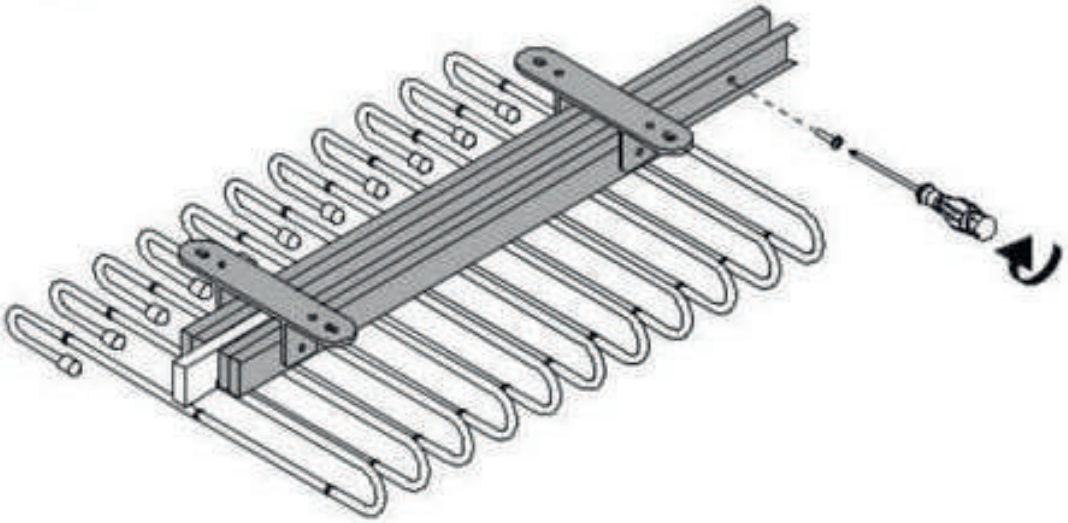

TUTROCITO

3



4



TUTROCITO

# 5

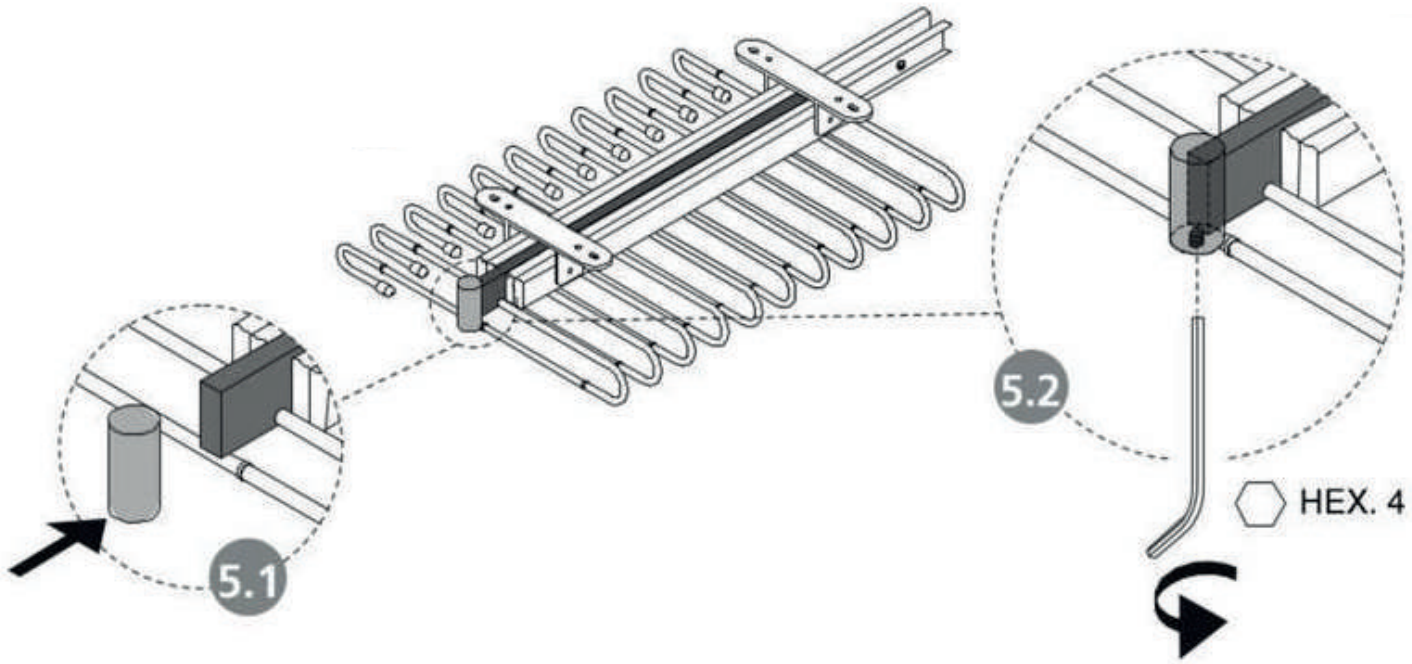


TUTROCITO